

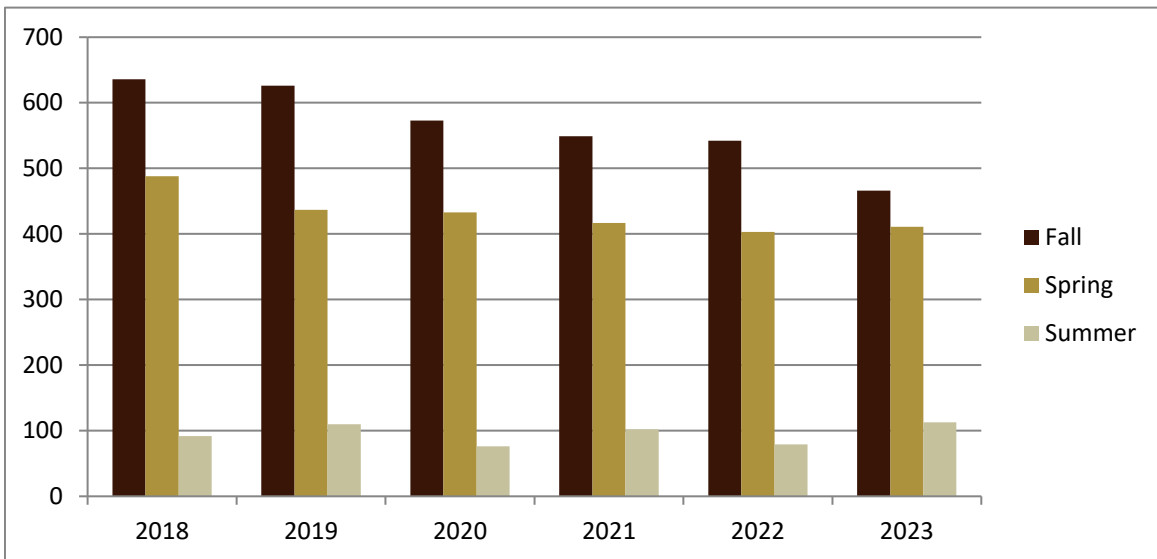
SMSU English American Language Program

Course Data

Academic Years 2018 to 2023



Enrolled by Term						
	2018	2019	2020	2021	2022	2023
Fall	636	626	573	549	542	466
Spring	488	437	433	417	403	411
Summer	92	110	76	102	79	113
Grand Total	1,216	1,173	1,082	1,068	1,024	990



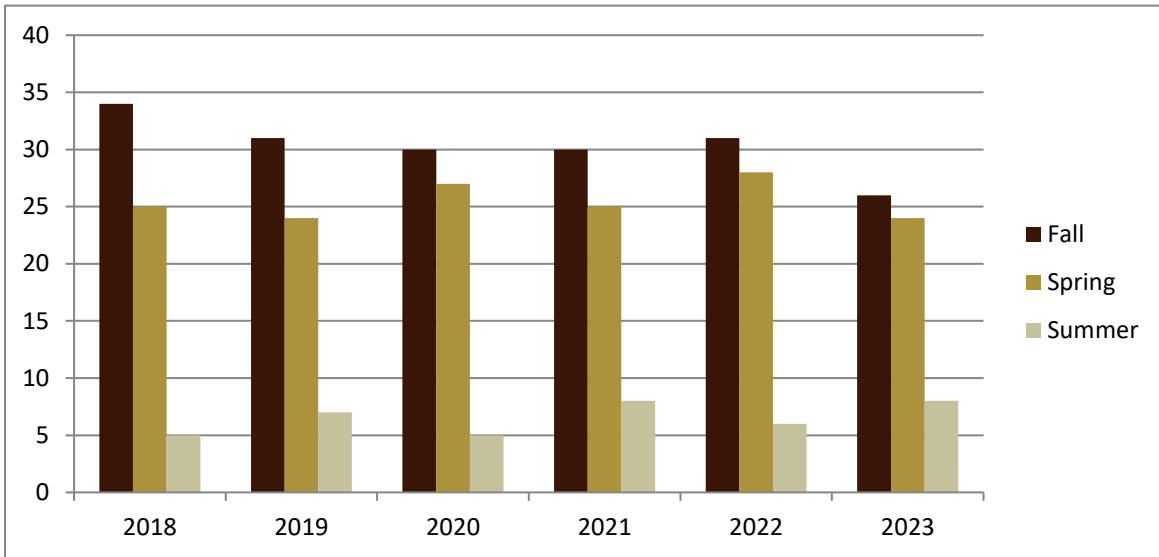
SMSU English American Language Program

Course Data

Academic Years 2018 to 2023



Courses by Term						
	2018	2019	2020	2021	2022	2023
Fall	34	31	30	30	31	26
Spring	25	24	27	25	28	24
Summer	5	7	5	8	6	8
Grand Total	64	62	62	63	65	58



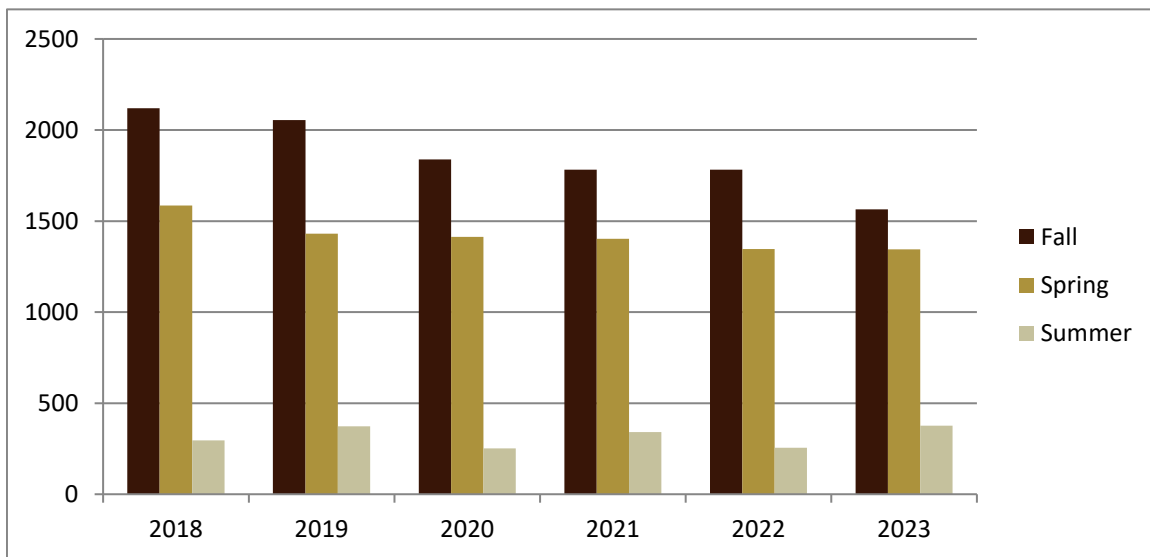
SMSU English American Language Program

Course Data

Academic Years 2018 to 2023



Credit Hours by Term						
	2018	2019	2020	2021	2022	2023
Fall	2,119	2,055	1,838	1,782	1,783	1,564
Spring	1,585	1,431	1,413	1,402	1,346	1,345
Summer	296	373	251	341	256	376
Grand Total	4,000	3,859	3,502	3,525	3,385	3,285



SMSU English American Language Program

Course Data

Academic Years 2018 to 2023



Credit Hours by Level						
	2018	2019	2020	2021	2022	2023
1-Lower 1	1,998	1,375	1,355	1,305	1,535	1,406
2-Lower 2	1,367	1,293	1,140	1,083	1,096	1,080
3-Upper 3	555	546	567	501	411	444
4-Upper 4	60	120	77	106	61	51
Grand Total	3,980	3,334	3,139	2,995	3,103	2,981

